

How to Add the Cascades Academy Calendars to Your Google Account

1. Go to <https://www.cascadesacademy.org/about/calendar>
2. Click on the RSS feed icon on the calendar page

Community Experiential Learning Arts & Tech Athletics

Calendar

[Click here to download a PDF of the 2018-19 school calendar of major dates and events.](#)

Month Week Day < AUGUST 2018 >

MON	TUE	WED	THU	FRI	SATURDAY	SUNDAY
30 ● Camp CREATE: Outdoor Leaders 9:00 AM - 11:59 PM	31 ● Camp CREATE: Outdoor Leaders 12:00 AM - 11:59 PM	1 ● Camp CREATE: Outdoor Leaders 12:00 AM - 11:59 PM	2 ● Camp CREATE: Outdoor Leaders 12:00 AM - 11:59 PM	3 ● Camp CREATE: Outdoor Leaders 12:00 AM - 4:30 PM	4	5

3. Choose the calendar feeds that are relevant to you.

Calendar Feeds

Secure | https://www.cascadesacademy.org/cf_calendar/cms_calendar_feeds...

Calendar Feeds

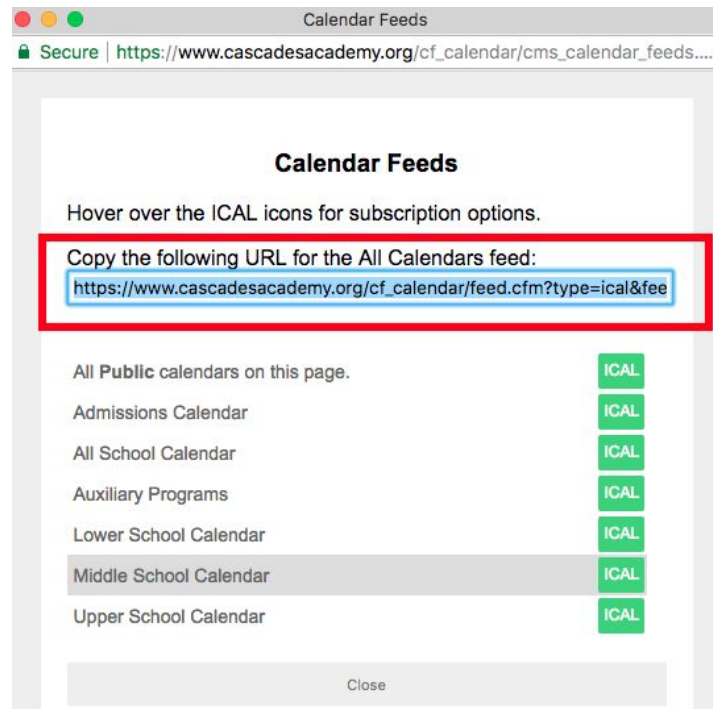
Hover over the ICAL icons for subscription options.

Copy the following URL for the feed:

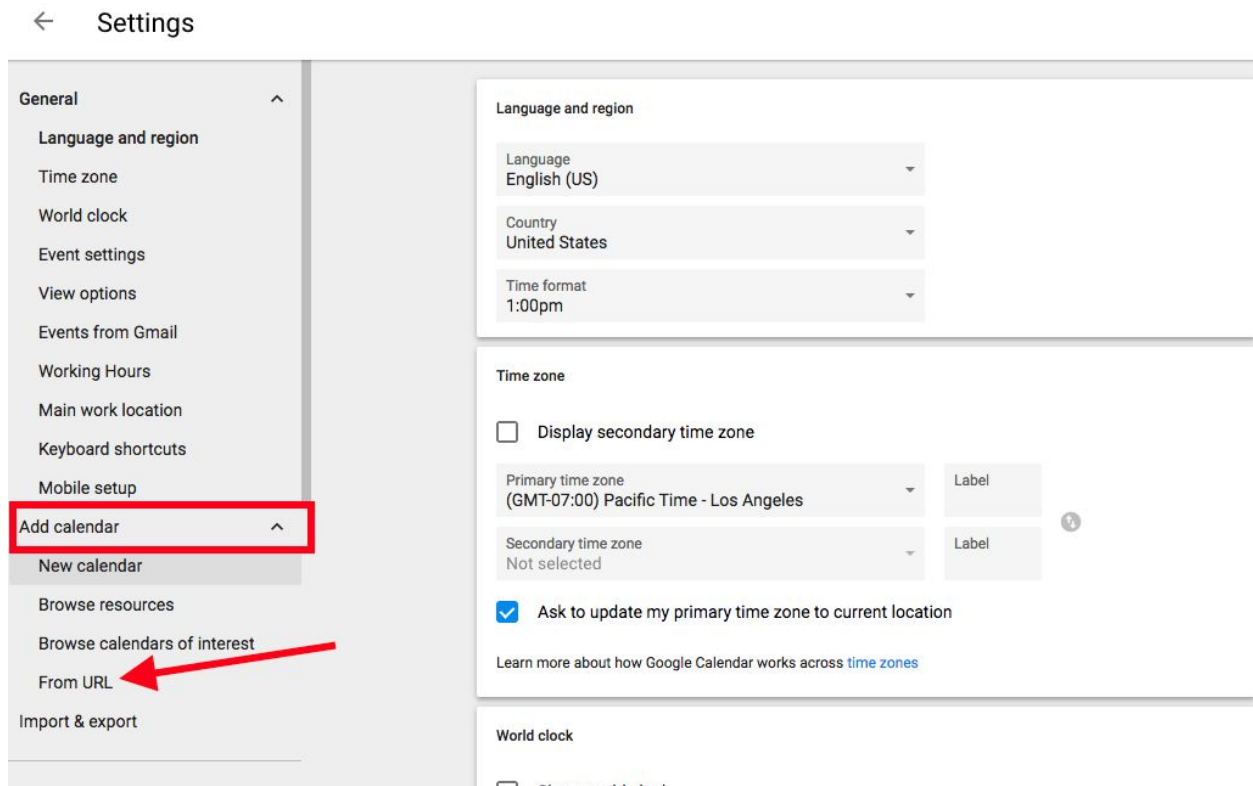
All Public calendars on this page.	ICAL
Admissions Calendar	Get Standard iCal URL
All School Calendar	Get Google iCal URL
Auxiliary Programs	Add to Default Calendar App (Outlook 2k7, Apple iCal, etc)
Lower School Calendar	ICAL
Middle School Calendar	ICAL
Upper School Calendar	ICAL

Close

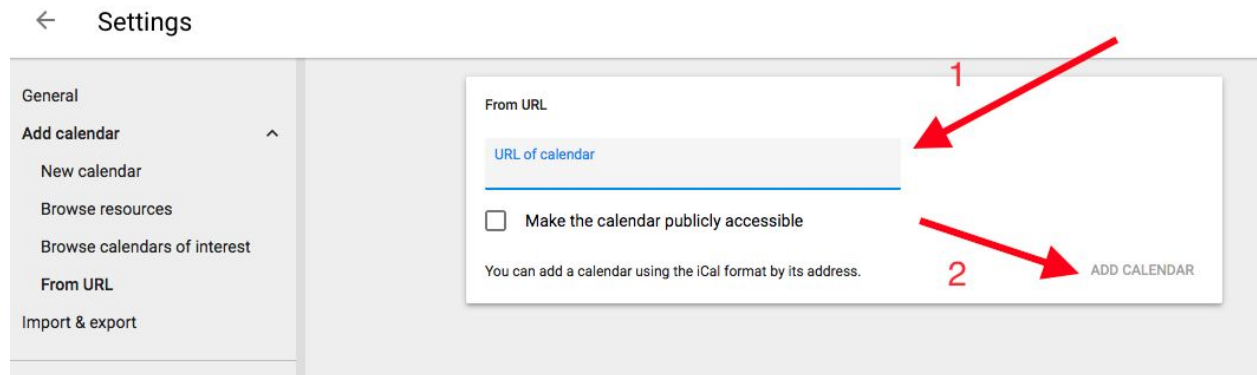
4. Copy the relevant URL



5. Open your Google calendar on your computer.
6. Go to Settings > Add Calendar > From URL



7. Paste the URL and click Add Calendar



8. The calendar will now appear on your Google calendar. If you have your Google calendar synced to your mobile device, it should appear there as well.